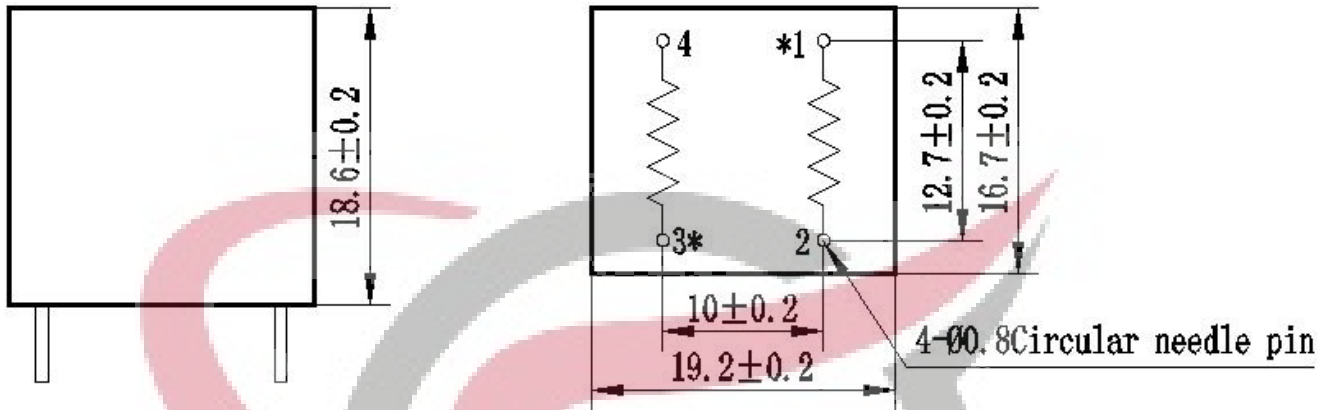


ZMPT101B

Current-type Voltage Transformer

Small size, high accuracy, good consistency, for voltage and power measurement

Structural parameters:



Remarks: primary input: 1、 2 pins secondary output: 3、 4pins
 Or
 primary input: 3、 4 pins secondary output: 1、 2pins
 "*" Same polarity

Front view

Bottom view

The main technical parameters:

Model	ZMPT101B	
Rated input current	2mA	
Rated output current	2mA	
turns ratio	1000:1000	
phase angle error	≤20' (input 2mA, sampling resistor 100Ω)	
operating range	0~1000V	0~10mA (sampling resistor 100Ω)
linearity	≤0.2%(20%dot~120%dot)	
Permissible error	-0.3%≤ f ≤+0.2% (input 2mA, sampling resistor 100Ω)	
isolation voltage	4000V	
application	voltage and power measurement	
Encapsulation	Epoxy	
installation	PCB mounting (Pin Length>3mm)	
Operating temperature	-40℃~+60℃	
Case Material	ABS (Note: ABS CASE is NOT available for wave-soldering)	

Direction for use:

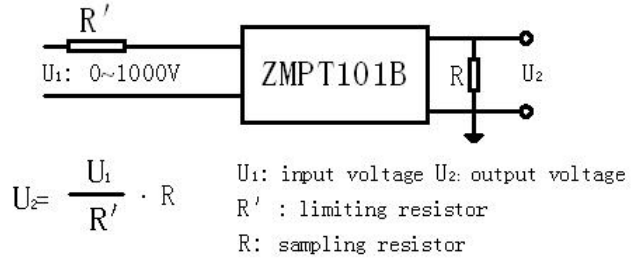
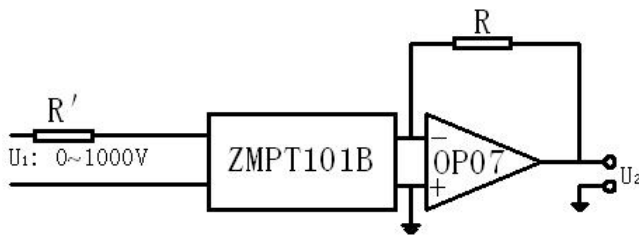


Figure I

Figure II

1. The typical usage of the product is for the active output (Figure I). R' is a limiting resistor, R is a sampling resistor.
2. The product can be directly through the resistance sampling, easy to use (Figure II).

